

Form **990-T**

Exempt Organization Business Income Tax Return
(and proxy tax under section 6033(e))

OMB No. 1545-0047

For calendar year 2013 or other tax year beginning **07/01/13**, and ending **06/30/14**

2013

▶ See separate instructions.

▶ Information about Form 990-T and its instructions is available at www.irs.gov/form990t.

▶ Do not enter SSN numbers on this form as it may be made public if your organization is a 501(c)(3).

Open to Public Inspection for 501(c)(3) Organizations Only

Department of the Treasury
Internal Revenue Service

A Check box if address changed

B Exempt under section

501(c)(3) 220(a) 530(a)

408(e) 408A 529(a)

Print or Type

Name of organization (Check box if name changed and see instructions.)

TIDEWATER EMERGENCY MEDICAL SERVICES COUNCIL, INC.

Number, street, and room or suite no. If a P.O. box, see instructions.

1104 MADISON PLAZA

City or town, state or province, country, and ZIP or foreign postal code

CHESAPEAKE VA 23320

D Employer identification number
(Employees' trust, see instructions.)

54-0977032

E Unrelated business activity codes
(See instructions.)

531120

C Book value of all assets at end of year

2,745,706

F Group exemption number (See instructions.) ▶

G Check organization type ▶ 501(c) corporation 501(c) trust 401(a) trust Other trust

H Describe the organization's primary unrelated business activity.

I During the tax year, was the corporation a subsidiary in an affiliated group or a parent-subsidiary controlled group? Yes No
If "Yes," enter the name and identifying number of the parent corporation.

J The books are in care of ▶ **THE CORPORATION** Telephone number ▶ **757-963-0632**

Part I Unrelated Trade or Business Income		(A) Income	(B) Expenses	(C) Net
1a Gross receipts or sales				
b Less returns and allowances	c Balance ▶			
2 Cost of goods sold (Schedule A, line 7)				
3 Gross profit. Subtract line 2 from line 1c				
4a Capital gain net income (attach Form 8949 and Schedule D)				
b Net gain (loss) (Form 4797, Part II, line 17) (attach Form 4797)				
c Capital loss deduction for trusts				
5 Income (loss) from partnerships and S corporations (attach statement)				
6 Rent income (Schedule C)				
7 Unrelated debt-financed income (Schedule E)		4,296	1,302	2,994
8 Interest, annuities, royalties, and rents from controlled organizations (Schedule F)				
9 Investment income of a section 501(c)(7), (9), or (17) organization (Schedule G)				
10 Exploited exempt activity income (Schedule I)				
11 Advertising income (Schedule J)				
12 Other income (See instructions; attach schedule.)				
13 Total. Combine lines 3 through 12		4,296	1,302	2,994

Part II Deductions Not Taken Elsewhere (See instructions for limitations on deductions.) (Except for contributions, deductions must be directly connected with the unrelated business income.)				
14 Compensation of officers, directors, and trustees (Schedule K)				
15 Salaries and wages				
16 Repairs and maintenance				
17 Bad debts				
18 Interest (attach schedule)				
19 Taxes and licenses				
20 Charitable contributions (See instructions for limitation rules.)				
21 Depreciation (attach Form 4562)		1,015		
22 Less depreciation claimed on Schedule A and elsewhere on return		1,015		0
23 Depletion				
24 Contributions to deferred compensation plans				
25 Employee benefit programs				
26 Excess exempt expenses (Schedule I)				
27 Excess readership costs (Schedule J)				
28 Other deductions (attach schedule)				
29 Total deductions. Add lines 14 through 28				
30 Unrelated business taxable income before net operating loss deduction. Subtract line 29 from line 13				2,994
31 Net operating loss deduction (limited to the amount on line 30)				
32 Unrelated business taxable income before specific deduction. Subtract line 31 from line 30				2,994
33 Specific deduction (Generally \$1,000, but see line 33 instructions for exceptions.)				1,000
34 Unrelated business taxable income. Subtract line 33 from line 32. If line 33 is greater than line 32, enter the smaller of zero or line 32				1,994

Part III Tax Computation

Table with 3 columns: Description, Line Number, Amount. Rows include Organizations Taxable as Corporations (35), Trusts Taxable at Trust Rates (36), Proxy tax (37), Alternative minimum tax (38), and Total (39).

Part IV Tax and Payments

Table with 3 columns: Description, Line Number, Amount. Rows include Foreign tax credit (40a-40e), Total credits (40e), Subtract line 40e from line 39 (41), Total tax (43), Total payments (44a-44g), Estimated tax penalty (46), Tax due (47), and Overpayment (48).

Part V Statements Regarding Certain Activities and Other Information (see instructions)

Table with 3 columns: Question, Yes, No. Questions include: 1. At any time during the 2013 calendar year, did the organization have an interest in or a signature or other authority over a financial account... 2. During the tax year, did the organization receive a distribution from, or was it the grantor of, or transferor to, a foreign trust? 3. Enter the amount of tax-exempt interest received or accrued during the tax year.

Schedule A - Cost of Goods Sold. Enter method of inventory valuation

Table with 3 columns: Description, Line Number, Amount. Rows include: 1. Inventory at beginning of year, 2. Purchases, 3. Cost of labor, 4a. Additional sec. 263A costs, 4b. Other costs, 5. Total, 6. Inventory at end of year, 7. Cost of goods sold, 8. Do the rules of section 263A apply to the organization?

Under penalties of perjury, I declare that I have examined this return, including accompanying schedules and statements, and to the best of my knowledge and belief, it is true, correct, and complete. Declaration of preparer (other than taxpayer) is based on all information of which preparer has any knowledge.

Sign Here: Signature of officer: STEPHEN M. JONES, CPA; Date: 09/05/14; Title: PRESIDENT

May the IRS discuss this return with the preparer shown below (see instructions)? [X] Yes [] No

Paid Preparer Use Only: Print/Type preparer's name: STEPHEN M. JONES, CPA; Preparer's signature: STEPHEN M. JONES, CPA; Date: 09/05/14; Check self-employed: [] PTIN: P00214368; Firm's name: STRICKLAND & JONES, P.C.; Firm's address: 749 BOUSH STREET, NORFOLK, VA 23510; Firm's EIN: 54-1208437; Phone no.: 757-627-7672

Schedule C – Rent Income (From Real Property and Personal Property Leased With Real Property)

(see instructions)

1. Description of property

(1) N/A
(2)
(3)
(4)

2. Rent received or accrued

(a) From personal property (if the percentage of rent for personal property is more than 10% but not more than 50%)	(b) From real and personal property (if the percentage of rent for personal property exceeds 50% or if the rent is based on profit or income)	3(a) Deductions directly connected with the income in columns 2(a) and 2(b) (attach schedule)
(1)		
(2)		
(3)		
(4)		
Total	Total	

(c) **Total income.** Add totals of columns 2(a) and 2(b). Enter here and on page 1, Part I, line 6, column (A) ▶

(b) **Total deductions.** Enter here and on page 1, Part I, line 6, column (B) ▶

Schedule E – Unrelated Debt-Financed Income (see instructions)

1. Description of debt-financed property	2. Gross income from or allocable to debt-financed property	3. Deductions directly connected with or allocable to debt-financed property		7. Gross income reportable (column 2 x column 6)	8. Allocable deductions (column 6 x total of columns 3(a) and 3(b))
		STMT 1 (a) Straight line depreciation (attach schedule)	STMT 2 (b) Other deductions (attach schedule)		
(1) OFFICE SPACE	10,183	1,015	2,071		
(2)					
(3)					
(4)					
4. Amount of average acquisition debt on or allocable to debt-financed property (attach schedule)	5. Average adjusted basis of or allocable to debt-financed property (attach schedule)	6. Column 4 divided by column 5			
(1) 314,993	746,689	42.19%	4,296	1,302	
(2)		%			
(3)		%			
(4)		%			

SEE STATEMENT 3 SEE STATEMENT 4

Enter here and on page 1, Part I, line 7, column (A).

Enter here and on page 1, Part I, line 7, column (B).

Totals

4,296

1,302

Total dividends-received deductions included in column 8 ▶

Schedule F – Interest, Annuities, Royalties, and Rents From Controlled Organizations (see instructions)

1. Name of controlled organization	2. Employer identification number	Exempt Controlled Organizations			
		3. Net unrelated income (loss) (see instructions)	4. Total of specified payments made	5. Part of column 4 that is included in the controlling organization's gross inc.	6. Deductions directly connected with income in column 5
(1) N/A					
(2)					
(3)					
(4)					

Nonexempt Controlled Organizations

7. Taxable Income	8. Net unrelated income (loss) (see instructions)	9. Total of specified payments made	10. Part of column 9 that is included in the controlling organization's gross income	11. Deductions directly connected with income in column 10
(1)				
(2)				
(3)				
(4)				

Add columns 5 and 10. Enter here and on page 1, Part I, line 8, column (A).

Add columns 6 and 11. Enter here and on page 1, Part I, line 8, column (B).

Totals

Schedule G – Investment Income of a Section 501(c)(7), (9), or (17) Organization (see instructions)

Table with 5 columns: 1. Description of income, 2. Amount of income, 3. Deductions directly connected, 4. Set-asides, 5. Total deductions and set-asides. Row (1) contains 'N/A'. Includes a Totals row with instructions for page 1, Part I.

Schedule I – Exploited Exempt Activity Income, Other Than Advertising Income (see instructions)

Table with 7 columns: 1. Description of exploited activity, 2. Gross unrelated business income, 3. Expenses directly connected, 4. Net income (loss), 5. Gross income from activity, 6. Expenses attributable, 7. Excess exempt expenses. Row (1) contains 'N/A'. Includes a Totals row with instructions for page 1, Part I and Part II.

Schedule J – Advertising Income (see instructions)

Part I Income From Periodicals Reported on a Consolidated Basis

Table with 7 columns: 1. Name of periodical, 2. Gross advertising income, 3. Direct advertising costs, 4. Advertising gain or (loss), 5. Circulation income, 6. Readership costs, 7. Excess readership costs. Row (1) contains 'N/A'. Includes a Totals row with instruction to carry to Part II, line (5).

Part II Income From Periodicals Reported on a Separate Basis (For each periodical listed in Part II, fill in columns 2 through 7 on a line-by-line basis.)

Table with 7 columns: 1. Name of periodical, 2. Gross advertising income, 3. Direct advertising costs, 4. Advertising gain or (loss), 5. Circulation income, 6. Readership costs, 7. Excess readership costs. Row (1) contains 'N/A'. Includes a Totals from Part I row and a Totals, Part II (lines 1-5) row with instructions for page 1, Part I.

Schedule K – Compensation of Officers, Directors, and Trustees (see instructions)

Table with 4 columns: 1. Name, 2. Title, 3. Percent of time devoted to business, 4. Compensation attributable to unrelated business. Row (1) contains 'N/A'. Includes a Total row with instruction to enter on page 1, Part II, line 14.

Form **4562**

Depreciation and Amortization
(Including Information on Listed Property)

OMB No. 1545-0172

2013

Department of the Treasury
Internal Revenue Service

(99)

▶ See separate instructions.

▶ Attach to your tax return.

Attachment Sequence No. **179**

Name(s) shown on return **TIDEWATER EMERGENCY MEDICAL SERVICES COUNCIL, INC.**

Identifying number
54-0977032

Business or activity to which this form relates

INDIRECT DEPRECIATION

Part I Election To Expense Certain Property Under Section 179

Note: If you have any listed property, complete Part V before you complete Part I.

1	Maximum amount (see instructions)	1	500,000
2	Total cost of section 179 property placed in service (see instructions)	2	
3	Threshold cost of section 179 property before reduction in limitation (see instructions)	3	2,000,000
4	Reduction in limitation. Subtract line 3 from line 2. If zero or less, enter -0-	4	
5	Dollar limitation for tax year. Subtract line 4 from line 1. If zero or less, enter -0-. If married filing separately, see instructions	5	
6	(a) Description of property	(b) Cost (business use only)	(c) Elected cost
7	Listed property. Enter the amount from line 29	7	
8	Total elected cost of section 179 property. Add amounts in column (c), lines 6 and 7	8	
9	Tentative deduction. Enter the smaller of line 5 or line 8	9	
10	Carryover of disallowed deduction from line 13 of your 2012 Form 4562	10	
11	Business income limitation. Enter the smaller of business income (not less than zero) or line 5 (see instructions)	11	
12	Section 179 expense deduction. Add lines 9 and 10, but do not enter more than line 11	12	
13	Carryover of disallowed deduction to 2014. Add lines 9 and 10, less line 12	▶ 13	

Note: Do not use Part II or Part III below for listed property. Instead, use Part V.

Part II Special Depreciation Allowance and Other Depreciation (Do not include listed property.) (See instructions.)

14	Special depreciation allowance for qualified property (other than listed property) placed in service during the tax year (see instructions)	14	
15	Property subject to section 168(f)(1) election	15	
16	Other depreciation (including ACRS)	16	13,345

Part III MACRS Depreciation (Do not include listed property.) (See instructions.)

Section A

17	MACRS deductions for assets placed in service in tax years beginning before 2013	17	1,632
18	If you are electing to group any assets placed in service during the tax year into one or more general asset accounts, check here	▶ <input type="checkbox"/>	

Section B—Assets Placed in Service During 2013 Tax Year Using the General Depreciation System

(a) Classification of property	(b) Month and year placed in service	(c) Basis for depreciation (business/investment use only—see instructions)	(d) Recovery period	(e) Convention	(f) Method	(g) Depreciation deduction
19a 3-year property						
b 5-year property						
c 7-year property						
d 10-year property						
e 15-year property						
f 20-year property						
g 25-year property			25 yrs.		S/L	
h Residential rental property			27.5 yrs.	MM	S/L	
i Nonresidential real property			27.5 yrs.	MM	S/L	
			39 yrs.	MM	S/L	

Section C—Assets Placed in Service During 2013 Tax Year Using the Alternative Depreciation System

20a Class life					S/L	
b 12-year			12 yrs.		S/L	
c 40-year			40 yrs.	MM	S/L	

Part IV Summary (See instructions.)

21	Listed property. Enter amount from line 28	21	
22	Total. Add amounts from line 12, lines 14 through 17, lines 19 and 20 in column (g), and line 21. Enter here and on the appropriate lines of your return. Partnerships and S corporations—see instructions	22	14,977
23	For assets shown above and placed in service during the current year, enter the portion of the basis attributable to section 263A costs	23	

For Paperwork Reduction Act Notice, see separate instructions.

Form **4562** (2013)

Form **4562**

Depreciation and Amortization
(Including Information on Listed Property)

OMB No. 1545-0172

2013

Department of the Treasury
Internal Revenue Service (99)

▶ See separate instructions. ▶ Attach to your tax return.

Attachment Sequence No. **179**

Name(s) shown on return **TIDEWATER EMERGENCY MEDICAL SERVICES COUNCIL, INC.**

Identifying number
54-0977032

Business or activity to which this form relates

OFFICE SPACE

Part I Election To Expense Certain Property Under Section 179

Note: If you have any listed property, complete Part V before you complete Part I.

1	Maximum amount (see instructions)	1	500,000
2	Total cost of section 179 property placed in service (see instructions)	2	
3	Threshold cost of section 179 property before reduction in limitation (see instructions)	3	2,000,000
4	Reduction in limitation. Subtract line 3 from line 2. If zero or less, enter -0-	4	
5	Dollar limitation for tax year. Subtract line 4 from line 1. If zero or less, enter -0-. If married filing separately, see instructions	5	
6	(a) Description of property	(b) Cost (business use only)	(c) Elected cost
7	Listed property. Enter the amount from line 29	7	
8	Total elected cost of section 179 property. Add amounts in column (c), lines 6 and 7	8	
9	Tentative deduction. Enter the smaller of line 5 or line 8	9	
10	Carryover of disallowed deduction from line 13 of your 2012 Form 4562	10	
11	Business income limitation. Enter the smaller of business income (not less than zero) or line 5 (see instructions)	11	
12	Section 179 expense deduction. Add lines 9 and 10, but do not enter more than line 11	12	
13	Carryover of disallowed deduction to 2014. Add lines 9 and 10, less line 12	▶ 13	

Note: Do not use Part II or Part III below for listed property. Instead, use Part V.

Part II Special Depreciation Allowance and Other Depreciation (Do not include listed property.) (See instructions.)

14	Special depreciation allowance for qualified property (other than listed property) placed in service during the tax year (see instructions)	14	
15	Property subject to section 168(f)(1) election	15	
16	Other depreciation (including ACRS)	16	

Part III MACRS Depreciation (Do not include listed property.) (See instructions.)

Section A

17	MACRS deductions for assets placed in service in tax years beginning before 2013	17	1,015
18	If you are electing to group any assets placed in service during the tax year into one or more general asset accounts, check here	▶ <input type="checkbox"/>	

Section B—Assets Placed in Service During 2013 Tax Year Using the General Depreciation System

(a) Classification of property	(b) Month and year placed in service	(c) Basis for depreciation (business/investment use only—see instructions)	(d) Recovery period	(e) Convention	(f) Method	(g) Depreciation deduction
19a 3-year property						
b 5-year property						
c 7-year property						
d 10-year property						
e 15-year property						
f 20-year property						
g 25-year property			25 yrs.		S/L	
h Residential rental property			27.5 yrs.	MM	S/L	
			27.5 yrs.	MM	S/L	
i Nonresidential real property			39 yrs.	MM	S/L	
				MM	S/L	

Section C—Assets Placed in Service During 2013 Tax Year Using the Alternative Depreciation System

20a	Class life				S/L	
b	12-year		12 yrs.		S/L	
c	40-year		40 yrs.	MM	S/L	

Part IV Summary (See instructions.)

21	Listed property. Enter amount from line 28	21	
22	Total. Add amounts from line 12, lines 14 through 17, lines 19 and 20 in column (g), and line 21. Enter here and on the appropriate lines of your return. Partnerships and S corporations—see instructions	22	1,015
23	For assets shown above and placed in service during the current year, enter the portion of the basis attributable to section 263A costs	23	

For Paperwork Reduction Act Notice, see separate instructions.

Form **4562** (2013)

Statement 1 - Form 990-T, Schedule E, Column 3a - Straight Line Depreciation

<u>Description</u>	<u>Deduction</u>
OFFICE SPACE BUILDING - RENTAL	<u>1,015</u>
TOTAL	<u><u>1,015</u></u>

Statement 2 - Form 990-T, Schedule E, Column 3b - Other Deductions

<u>Description</u>	<u>Deduction</u>
OFFICE SPACE INTEREST	<u>2,071</u>
TOTAL	<u><u>2,071</u></u>

Statement 3 - Form 990-T, Schedule E, Column 4 - Average Acquisition Debt

<u>Description</u>	<u>Deduction</u>
OFFICE SPACE SUM OF DEBT OUTSTANDING AT FIRST OF EACH MONTH DIVIDED BY TOTAL NUMBER OF MONTHS PROPERTY HELD	<u>3,779,914</u> <u>12</u>
AVERAGE ACQUISITION DEBT	<u><u>314,993</u></u>

Statement 4 - Form 990-T, Schedule E, Column 5 - Average Adjusted Basis

<u>Description</u>	<u>Deduction</u>
OFFICE SPACE ADJUSTED BASIS ON FIRST DAY PROPERTY WAS HELD	<u>746,689</u>
ADJUSTED BASIS ON LAST DAY PROPERTY WAS HELD	<u>746,689</u>
	<u>1,493,378</u>
DIVIDED BY 2	<u>2</u>
AVERAGE ADJUSTED BASIS	<u><u>746,689</u></u>

Asset	Description	Date In Service	Cost	Bus %	Sec 179Bonus	Basis for Depr	PerConv Meth	Prior	Current
Prior MACRS:									
144	VitalSim	7/06/09	2,323			2,323	7 HY 200DB	1,586	211
154	BUILDING - RENTAL	9/29/11	95,015			95,015	39 MMS/L	5,380	1,421
			<u>97,338</u>			<u>97,338</u>		<u>6,966</u>	<u>1,632</u>
Other Depreciation:									
1	FURNITURE & EQUIPMENT	7/01/90	114,851			114,851	15 MO S/L	114,851	0
11	PAPER FOLDER	11/11/02	639			639	5 MO S/L	639	0
20	2 PHOTO ID SYSTEMS AND CASES	8/12/03	17,040			17,040	5 MO S/L	17,040	0
23	LCD PROJECTOR	10/12/04	2,938			2,938	5 MO S/L	2,938	0
26	FILE CABINET	8/04/04	790			790	7 MO S/L	790	0
27	EXECUTIVE CHAIRS	12/07/04	678			678	7 MO S/L	678	0
30	HPNC6120 NOTEBOOK	9/14/05	3,081			3,081	5 MO S/L	3,081	0
34	LAPTOP MMRS	10/11/05	2,398			2,398	5 MO S/L	2,398	0
35	FOLDING TABLES	11/10/05	3,095			3,095	7 MO S/L	3,095	0
36	BD. ROOM - 30 STACKING CHAIRS/10	12/14/05	9,297			9,297	7 MO S/L	9,297	0
37	SHELVING AND CHAIRS	12/14/05	1,060			1,060	7 MO S/L	1,060	0
38	EAST COAST APPL REFRIGERATOR	12/14/05	507			507	7 MO S/L	507	0
39	FOLDING TABLE CADDY AND CHAIR	2/14/06	922			922	7 MO S/L	922	0
40	TV STAND & PODIUM	3/13/06	619			619	7 MO S/L	619	0
41	HP COMPAQ 7600	1/11/06	1,753			1,753	5 MO S/L	1,753	0
48	2006 F 150 TRUCK TAG414	8/15/06	22,760			22,760	5 MO S/L	22,760	0
49	HI DELUX CAP FOR TRUCK	9/13/06	989			989	5 MO S/L	989	0
50	JOURNEY 6' CARGO TRAILER	9/13/06	3,072			3,072	5 MO S/L	3,072	0
52	IV MANIKIN (MMRS) TAG 773	1/10/07	833			833	5 MO S/L	833	0
53	SIM CHEST (MMRS) TAG 828	1/10/07	625			625	5 MO S/L	625	0
54	NEWBORN MANIKIN (MMRS) TAG 825	1/10/07	549			549	5 MO S/L	549	0
56	ARTICULATE RAPID E-LEARNING STU	4/11/07	5,592			5,592	5 MO S/L	5,592	0
57	INFECTION CONTRAL CART (MMRS) (2/07/07	892			892	5 MO S/L	892	0
58	WMD/CBRNDECON FULL BODY MANI	3/26/07	1,275			1,275	5 MO S/L	1,275	0
59	2VITALISM COMPLETE VERSION FCC	10/11/06	4,000			4,000	5 MO S/L	4,000	0
60	2 ALS SIMULATION NT 2005 MANIKIN	10/11/06	18,000			18,000	5 MO S/L	18,000	0
61	6 SUCTION UNIT WITH DISP (MMRS) (11/08/06	3,690			3,690	5 MO S/L	3,690	0
62	3 airway manikin @1167 ea (mmrs)(tag 737	11/08/06	3,501			3,501	5 MO S/L	3,501	0
63	12 HP COMPACT NX 6325 NOTEBOOKS	1/10/07	11,283			11,283	5 MO S/L	11,283	0
64	SIMMAN II MANNEQUIN(MMRS)(TAG	9/13/06	23,730			23,730	5 MO S/L	23,730	0
65	SIMMAN COMPRESSOR(TAG	9/13/06	2,740			2,740	5 MO S/L	2,740	0
66	PORTABLE 10' & 7' OPERATING ROOM	10/11/06	6,485			6,485	5 MO S/L	6,485	0
67	POP UP WALL ACCIDENT SCENE 10' &	10/11/06	6,485			6,485	5 MO S/L	6,485	0
68	BACKGROUND ACCIDENT SCENES CU	10/11/06	5,023			5,023	5 MO S/L	5,023	0
69	BACKGROUND ACIDENT SCENES CUF	10/11/06	5,023			5,023	5 MO S/L	5,023	0
70	BACKGROUND OR SCENE CURTAIN M	10/11/06	5,303			5,303	5 MO S/L	5,303	0
71	NURSING BABY (MMRS) (TAG 844)	2/07/07	1,943			1,943	5 MO S/L	1,943	0
72	NURSING KID (MMRS) TAG 843	2/07/07	1,990			1,990	5 MO S/L	1,990	0
73	AT KELLY TORSO	2/07/07	1,775			1,775	5 MO S/L	1,775	0
74	MEGA CODE KID TAG 842 MMRS	2/07/07	3,994			3,994	5 MO S/L	3,994	0
75	4 ALS SUNYKATIR NAB NNRS TAG 75:	3/14/07	39,800			39,800	5 MO S/L	39,800	0
76	HOSPITAL PATIENT & TRAUMA ROOM	5/09/07	8,208			8,208	5 MO S/L	8,208	0
77	ETC DIGITAL RECORDING SYSTEM M	7/15/06	57,188			57,188	5 MO S/L	57,188	0
78	2 ALS BABY MANIKIN TAG 930-931	8/25/06	2,190			2,190	5 MO S/L	2,190	0
79	4 HARLOFF E SERIES TREATMENT CA	10/11/06	2,988			2,988	5 MO S/L	2,988	0
80	PCL -XU74 LCD PROJECTOR MMRS TA	6/13/07	1,849			1,849	5 MO S/L	1,849	0
81	4 VITAL SIM MMRS TAG 754, 756, 758,	3/14/07	8,374			8,374	5 MO S/L	8,374	0
82	ITASLIM COMPLETE FCC VERSION TA	8/25/06	1,933			1,933	5 MO S/L	1,933	0
83	MCKID VSIM NT-STD TAG 862	8/25/06	3,398			3,398	5 MO S/L	3,398	0
84	MC KELLY MANIKIN	8/25/06	5,528			5,528	5 MO S/L	5,528	0
85	LCD PROJECTOR PLC XU48 TAG 744	7/15/06	1,695			1,695	5 MO S/L	1,695	0
86	INTERACTIVE LECTURN TAG 746	7/15/06	7,965			7,965	5 MO S/L	7,965	0
87	3 TRIPLE 5" PREVIEW MONITOR TAG	7/15/06	2,499			2,499	5 MO S/L	2,499	0
88	3 LCD PROJECTORS TAG 750-752	7/15/06	3,285			3,285	5 MO S/L	3,285	0
89	SIM ROOM #3 CEILING CAMERA TAG	7/15/06	1,560			1,560	5 MO S/L	1,560	0
90	infant warmer tag 839	10/01/06	3,500			3,500	5 MO S/L	3,500	0
91	DONATED OFFICE FURNITURE	8/01/06	495			495	5 MO S/L	297	99
92	HP COMPUTRE/MONITOR PACKAGE J	12/17/07	940			940	5 MO S/L	940	0
93	GATEWAY COMPUTERS TAG 430	11/01/07	935			935	5 MO S/L	935	0
94	HP COMPAQ 8230 NOTEBOOK TAG 43:	12/19/07	2,641			2,641	5 MO S/L	2,641	0
95	HP COMPAC NOTEBOOK TAG 433	12/19/07	2,641			2,641	5 MO S/L	2,641	0
96	SIMULATIONS FOR NURSING SCENAR	11/06/07	1,250			1,250	5 MO S/L	1,250	0

Federal Asset Report

Form 990, Page 1

Asset	Description	Date In Service	Cost	Bus %	Sec 179	Bonus	Basis for Depr	PerConv Meth	Prior	Current
97	ACLS SIMMAN SCENARIOUS	10/29/07	1,757				1,757	5 MO S/L	1,757	0
98	HEARTSTART XL	10/28/07	4,223				4,223	5 MO S/L	4,223	0
99	HAPTIC DEVICE ADULT VIRTUAL IV	7/09/07	9,500				9,500	5 MO S/L	9,500	0
100	HEARTSTART XL DEFIB/MONITOR MM	10/28/07	4,223				4,223	5 MO S/L	4,223	0
101	HEARTSTART XL DEFIB/MONITOR MM	10/28/07	4,222				4,222	5 MO S/L	4,222	0
102	HEARTSTART XL DEFIB MONITOR MM	10/28/07	4,222				4,222	5 MO S/L	4,222	0
103	SIMMAN II W/LAPTOP & COMPRESSO	8/27/07	38,415				38,415	5 MO S/L	38,415	0
104	INFANT VIRTUAL IV DELL OPTIPLEX	7/09/07	4,990				4,990	5 MO S/L	4,990	0
105	HAPTIC DEVICE INFANT VIRTUAL IV	7/09/07	9,500				9,500	5 MO S/L	9,500	0
106	ADULT VIRTUAL IV DELL OPTIPLEX (7/09/07	4,990				4,990	5 MO S/L	4,990	0
107	SIMBABY MAINIKIN TAG 853	7/16/07	23,876				23,876	5 MO S/L	23,876	0
108	TRAUMA MAN SYSTEMS TAG 855	7/01/07	23,775				23,775	5 MO S/L	23,775	0
109	BAY ANALYZER FOR HS TAG 863	8/15/07	915				915	5 MO S/L	915	0
110	BAY ANALYZER FOR HS TAG 864	8/15/07	915				915	5 MO S/L	915	0
111	HEARTSTART MRX ALS MONITOR TA	8/15/07	8,955				8,955	5 MO S/L	8,955	0
112	HEARTSTART MRX ALS MONITOR TA	8/15/07	8,955				8,955	5 MO S/L	8,955	0
113	PEDIATRIC TRAUMA MODULES TAG (8/27/07	954				954	5 MO S/L	954	0
114	SIMULATED NET MODULE	8/27/07	918				918	5 MO S/L	918	0
115	PORTABILITY KIT WITH POWER ADAJ	8/27/07	1,736				1,736	5 MO S/L	1,736	0
116	TRANSPORTATION CASE TAG874	8/27/07	1,500				1,500	5 MO S/L	1,500	0
117	SIM MAN NURSING MODULES KIT TA	8/27/07	1,387				1,387	5 MO S/L	1,387	0
118	PORTABILITY KIT WITH POWER ADAJ	8/27/07	1,736				1,736	5 MO S/L	1,736	0
119	SIMULATION FOR NURSING SENARIO	11/05/07	1,250				1,250	5 MO S/L	1,250	0
120	TRANSPORTATION CASE	8/27/07	990				990	5 MO S/L	990	0
121	ACLS SIMMAN SCENARIOS	10/29/07	1,757				1,757	5 MO S/L	1,757	0
122	HEARTSTART XL DIFIBULATOR MON	10/28/07	4,223				4,223	5 MO S/L	4,223	0
123	HEARTSTART XL DIFIBULATOR MON	10/28/07	4,223				4,223	5 MO S/L	4,223	0
124	HEARTSTART XL DIFIBULATOR/MON	10/28/07	4,222				4,222	5 MO S/L	4,222	0
125	SIM NEWBORN NEONATE BABY TAG	6/27/08	23,511				23,511	5 MO S/L	23,511	0
126	SIM NEW CONTROL UNIT	6/27/08	5,551				5,551	5 MO S/L	5,551	0
127	HP COMPUTER TAG 441	6/15/08	649				649	5 MO S/L	530	119
128	SIMBABY INFANT WITH LAPTOP & CC	8/27/07	38,415				38,415	5 MO S/L	38,415	0
129	ALS TRAINING PRODUCT FAMILY PA	8/27/07	19,041				19,041	5 MO S/L	19,041	0
130	DVD DUPLICATOR	8/27/07	936				936	5 MO S/L	936	0
131	FORCED AIR BLEEDING CONTROL MC	8/27/07	2,234				2,234	5 MO S/L	2,234	0
133	SIMULATED TRAUMA MODULES	8/27/07	1,387				1,387	5 MO S/L	1,387	0
134	ARTICULATE SOFTWARE	8/27/07	2,796				2,796	5 MO S/L	2,796	0
135	TRAUMA MODULES FOR ALS	8/27/07	5,248				5,248	5 MO S/L	5,248	0
136	CHEMICAL WAREFARE	8/27/07	5,010				5,010	5 MO S/L	5,010	0
137	HEARTSTART MONITOR XL DEFIB/MO	10/28/07	4,223				4,223	5 MO S/L	4,223	0
138	COMPRESSOR	12/09/08	3,028				3,028	5 MO S/L	2,775	253
141	HP COMPUTER - JOANNES TAG 429	2/07/07	599				599	5 MO S/L	599	0
145	1104 Madison Plaza - Building	9/29/11	319,897				319,897	39 MO S/L	14,354	8,203
146	1104 Madison Plaza - Land	9/29/11	259,741				259,741	0 -- Land	0	0
147	1104 Madison Plaza - Improvements	10/30/11	69,458				69,458	39 MO S/L	2,968	1,781
149	LENOVA THINKSERVER TAG 3504	11/29/11	2,186				2,186	5 MO S/L	692	437
150	FURNITURE & EQUIPMENT	7/01/90	12,409				12,409	15 MO S/L	12,409	0
151	XEROX WORKCENTER 7545	7/23/12	7,618				7,618	5 MO S/L	1,397	1,523
152	(2) SIMPADS (EASTERN SHORE)	6/30/13	4,320				4,320	5 MO S/L	0	864
153	KITCHEN REMODEL	5/17/13	2,578				2,578	39 MO S/L	6	66
Total Other Depreciation			1,431,246				1,431,246		784,295	13,345
Total ACRS and Other Depreciation			1,431,246				1,431,246		784,295	13,345
Grand Totals			1,528,584				1,528,584		791,261	14,977
Less: Dispositions and Transfers			0				0		0	0
Less: Start-up/Org Expense			0				0		0	0
Net Grand Totals			1,528,584				1,528,584		791,261	14,977

Federal Asset Report

FYE: 6/30/2014

OFFICE SPACE

Asset	Description	Date In Service	Cost	Bus Sec % 179 Bonus	Basis for Depr	PerConv Meth	Prior	Current
Prior MACRS:								
1	BUILDING - RENTAL Transferred: 12/31/13	9/29/11	95,015		95,015	39 MMS/L	4,365	1,015
			<u>95,015</u>		<u>95,015</u>		<u>4,365</u>	<u>1,015</u>
	Grand Totals		95,015		95,015		4,365	1,015
	Less: Dispositions and Transfers		95,015		95,015		4,365	1,015
	Less: Start-up/Org Expense		0		0		0	0
	Net Grand Totals		<u>0</u>		<u>0</u>		<u>0</u>	<u>0</u>

Asset	Description	Date In Service	Cost	Tax	AMT
Prior MACRS:					
144	VitalSim	7/06/09	2,323	210	0
154	BUILDING - RENTAL	9/29/11	95,015	2,437	0
			<u>97,338</u>	<u>2,647</u>	<u>0</u>
Other Depreciation:					
1	FURNITURE & EQUIPMENT	7/01/90	114,851	0	0
11	PAPER FOLDER	11/11/02	639	0	0
20	2 PHOTO ID SYSTEMS AND CASES	8/12/03	17,040	0	0
23	LCD PROJECTOR	10/12/04	2,938	0	0
26	FILE CABINET	8/04/04	790	0	0
27	EXECUTIVE CHAIRS	12/07/04	678	0	0
30	HPNC6120 NOTEBOOK	9/14/05	3,081	0	0
34	LAPTOP MMRS	10/11/05	2,398	0	0
35	FOLDING TABLES	11/10/05	3,095	0	0
36	BD. ROOM - 30 STACKING CHAIRS/10 FLD.	12/14/05	9,297	0	0
37	SHELVING AND CHAIRS	12/14/05	1,060	0	0
38	EAST COAST APPL REFRIGERATOR	12/14/05	507	0	0
39	FOLDING TABLE CADDY AND CHAIR TRU	2/14/06	922	0	0
40	TV STAND & PODIUM	3/13/06	619	0	0
41	HP COMPAQ 7600	1/11/06	1,753	0	0
48	2006 F 150 TRUCK TAG414	8/15/06	22,760	0	0
49	HI DELUX CAP FOR TRUCK	9/13/06	989	0	0
50	JOURNEY 6' CARGO TRAILER	9/13/06	3,072	0	0
52	IV MANIKIN (MMRS) TAG 773	1/10/07	833	0	0
53	SIM CHEST (MMRS) TAG 828	1/10/07	625	0	0
54	NEWBORN MANIKIN (MMRS) TAG 825	1/10/07	549	0	0
56	ARTICULATE RAPID E-LEARNING STUDIO	4/11/07	5,592	0	0
57	INFECTION CONTRAL CART (MMRS) (TAG	2/07/07	892	0	0
58	WMD/CBRNDECON FULL BODY MANNEQ	3/26/07	1,275	0	0
59	2VITALISM COMPLETE VERSION FCC MA	10/11/06	4,000	0	0
60	2 ALS SIMULATION NT 2005 MANIKIN (M	10/11/06	18,000	0	0
61	6 SUCTION UNIT WITH DISP (MMRS) (TAG	11/08/06	3,690	0	0
62	3 airway manikin @1167 ea (mmrs)(tag 737-739	11/08/06	3,501	0	0
63	12 HP COMPACT NX 6325 NOTEBOOKS(HS	1/10/07	11,283	0	0
64	SIMMAN II MANNEQUIN(MMRS)(TAG 840)	9/13/06	23,730	0	0
65	SIMMAN COMPRESSOR(TAG	9/13/06	2,740	0	0
66	PORTABLE 10' & 7' OPERATING ROOM WA	10/11/06	6,485	0	0
67	POP UP WALL ACCIDENT SCENE 10' & 7' S	10/11/06	6,485	0	0
68	BACKGROUND ACCIDENT SCENES CURT/	10/11/06	5,023	0	0
69	BACKGROUND ACIDENT SCENES CURTAI	10/11/06	5,023	0	0
70	BACKGROUND OR SCENE CURTAIN MMR	10/11/06	5,303	0	0
71	NURSING BABY (MMRS) (TAG 844)	2/07/07	1,943	0	0
72	NURSING KID (MMRS) TAG 843	2/07/07	1,990	0	0
73	AT KELLY TORSO	2/07/07	1,775	0	0
74	MEGA CODE KID TAG 842 MMRS	2/07/07	3,994	0	0
75	4 ALS SUNYKATIR NAB NNRS TAG 755, 75	3/14/07	39,800	0	0
76	HOSPITAL PATIENT & TRAUMA ROOM CL	5/09/07	8,208	0	0
77	ETC DIGITAL RECORDING SYSTEM MMRS	7/15/06	57,188	0	0
78	2 ALS BABY MANIKIN TAG 930-931	8/25/06	2,190	0	0
79	4 HARLOFF E SERIES TREATMENT CART M	10/11/06	2,988	0	0
80	PCL -XU74 LCD PROJECTOR MMRS TAG 84	6/13/07	1,849	0	0
81	4 VITAL SIM MMRS TAG 754, 756, 758, 760	3/14/07	8,374	0	0
82	ITASLIM COMPLETE FCC VERSION TAG 71	8/25/06	1,933	0	0
83	MCKID VSIM NT-STD TAG 862	8/25/06	3,398	0	0
84	MC KELLY MANIKIN	8/25/06	5,528	0	0
85	LCD PROJECTOR PLC XU48 TAG 744	7/15/06	1,695	0	0
86	INTERACTIVE LECTURN TAG 746	7/15/06	7,965	0	0
87	3 TRIPLE 5" PREVIEW MONITOR TAG 747-	7/15/06	2,499	0	0
88	3 LCD PROJECTORS TAG 750-752	7/15/06	3,285	0	0
89	SIM ROOM #3 CEILING CAMERA TAG753	7/15/06	1,560	0	0
90	infant warmer tag 839	10/01/06	3,500	0	0
91	DONATED OFFICE FURNITURE	8/01/06	495	99	0
92	HP COMPUTRE/MONITOR PACKAGE JIMS	12/17/07	940	0	0
93	GATEWAY COMPUTERS TAG 430	11/01/07	935	0	0

Asset	Description	Date In Service	Cost	Tax	AMT
94	HP COMPAQ 8230 NOTEBOOK TAG 432	12/19/07	2,641	0	0
95	HP COMPAC NOTEBOOK TAG 433	12/19/07	2,641	0	0
96	SIMULATIONS FOR NURSING SCENARIOU	11/06/07	1,250	0	0
97	ACLS SIMMAN SCENARIOUS	10/29/07	1,757	0	0
98	HEARTSTART XL	10/28/07	4,223	0	0
99	HAPTIC DEVICE ADULT VIRTUAL IV TAG	7/09/07	9,500	0	0
100	HEARTSTART XL DEFIB/MONITOR MMRS	10/28/07	4,223	0	0
101	HEARTSTART XL DEFIB/MONITOR MMRS	10/28/07	4,222	0	0
102	HEARTSTART XL DEFIB MONITOR MMRS	10/28/07	4,222	0	0
103	SIMMAN II W/LAPTOP & COMPRESSOR T	8/27/07	38,415	0	0
104	INFANT VIRTUAL IV DELL OPTIPLEX & S	7/09/07	4,990	0	0
105	HAPTIC DEVICE INFANT VIRTUAL IV TAG	7/09/07	9,500	0	0
106	ADULT VIRTUAL IV DELL OPTIPLEX COM	7/09/07	4,990	0	0
107	SIMBABY MAINIKIN TAG 853	7/16/07	23,876	0	0
108	TRAUMA MAN SYSTEMS TAG 855	7/01/07	23,775	0	0
109	BAY ANALYZER FOR HS TAG 863	8/15/07	915	0	0
110	BAY ANALYZER FOR HS TAG 864	8/15/07	915	0	0
111	HEARTSTART MRX ALS MONITOR TAG 86	8/15/07	8,955	0	0
112	HEARTSTART MRX ALS MONITOR TAG 86	8/15/07	8,955	0	0
113	PEDIATRIC TRAUMA MODULES TAG 870	8/27/07	954	0	0
114	SIMULATED NET MODULE	8/27/07	918	0	0
115	PORTABILITY KIT WITH POWER ADAPTEI	8/27/07	1,736	0	0
116	TRANSPORTATION CASE TAG874	8/27/07	1,500	0	0
117	SIM MAN NURSING MODULES KIT TAG87:	8/27/07	1,387	0	0
118	PORTABILITY KIT WITH POWER ADAPTEI	8/27/07	1,736	0	0
119	SIMULATION FOR NURSING SENARIOUS \	11/05/07	1,250	0	0
120	TRANSPORTATION CASE	8/27/07	990	0	0
121	ACLS SIMMAN SCENARIOS	10/29/07	1,757	0	0
122	HEARTSTART XL DIFIBULATOR MONITOF	10/28/07	4,223	0	0
123	HEARTSTART XL DIFIBULATOR MONITOF	10/28/07	4,223	0	0
124	HEARTSTART XL DIFIBULATOR/MONITOF	10/28/07	4,222	0	0
125	SIM NEWBORN NEONATE BABY TAG 891	6/27/08	23,511	0	0
126	SIM NEW CONTROL UNIT	6/27/08	5,551	0	0
127	HP COMPUTER TAG 441	6/15/08	649	0	0
128	SIMBABY INFANT WITH LAPTOP & COMP	8/27/07	38,415	0	0
129	ALS TRAINING PRODUCT FAMILY PACK	8/27/07	19,041	0	0
130	DVD DUPLICATOR	8/27/07	936	0	0
131	FORCED AIR BLEEDING CONTROL MODU:	8/27/07	2,234	0	0
133	SIMULATED TRAUMA MODULES	8/27/07	1,387	0	0
134	ARTICULATE SOFTWARE	8/27/07	2,796	0	0
135	TRAUMA MODUELS FOR ALS	8/27/07	5,248	0	0
136	CHEMICAL WAREFARE	8/27/07	5,010	0	0
137	HEARSTART MONITOR XL DEFIB/MONITC	10/28/07	4,223	0	0
138	COMPRESSOR	12/09/08	3,028	0	0
141	HP COMPUTER - JOANNES TAG 429	2/07/07	599	0	0
145	1104 Madison Plaza - Building	9/29/11	319,897	8,202	0
146	1104 Madison Plaza - Land	9/29/11	259,741	0	0
147	1104 Madison Plaza - Improvements	10/30/11	69,458	1,781	0
149	LENOVA THINKSERVER TAG 3504	11/29/11	2,186	438	0
150	FURNITURE & EQUIPMENT	7/01/90	12,409	0	0
151	XEROX WORKCENTER 7545	7/23/12	7,618	1,524	0
152	(2) SIMPADS (EASTERN SHORE)	6/30/13	4,320	864	0
153	KITCHEN REMODEL	5/17/13	2,578	66	0
	Total Other Depreciation		<u>1,431,246</u>	<u>12,974</u>	<u>0</u>
	Total ACRS and Other Depreciation		<u>1,431,246</u>	<u>12,974</u>	<u>0</u>
	Grand Totals		<u>1,528,584</u>	<u>15,621</u>	<u>0</u>

Form **990**

Tax Return History

2013

Name **TIDEWATER EMERGENCY MEDICAL SERVICES COUNCIL, INC.**

Employer Identification Number
54-0977032

	2009	2010	2011	2012	2013	2014
Contributions, gifts, grants				157,603	160,473	
Membership dues						
Program service revenue				1,818,878	2,201,137	
Capital gain or loss						
Investment income				19,740	19,898	
Fundraising revenue (income/loss)						
Gaming revenue (income/loss)				85,673	87,774	
Other revenue				2,081,894	2,469,282	
Total revenue						
Grants and similar amounts paid						
Benefits paid to or for members						
Compensation of officers, etc.						
Other compensation				796,266	862,792	
Professional fees					46,863	
Occupancy costs				33,002	26,262	
Depreciation and depletion				28,513	14,977	
Other expenses				838,134	1,212,400	
Total expenses				1,695,915	2,163,294	
Excess or (Deficit)				385,979	305,988	
Total exempt revenue				2,081,894	2,469,282	
Total unrelated revenue				9,393	7,097	
Total excludable revenue				2,072,501	2,462,185	
Total Assets				2,552,540	2,745,706	
Total Liabilities				521,713	376,325	
Net Fund Balances				2,030,827	2,369,381	

Form **990T**

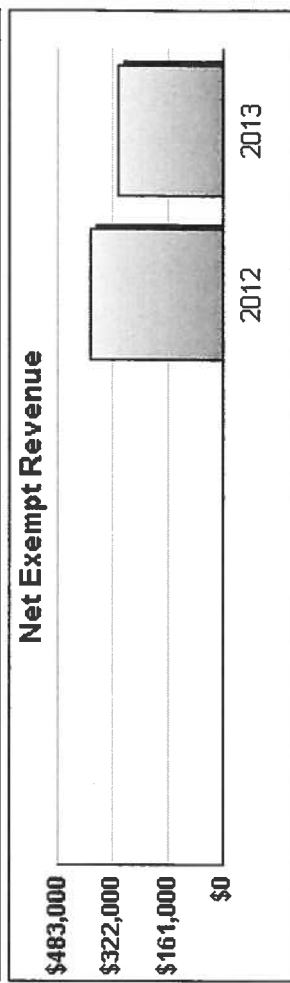
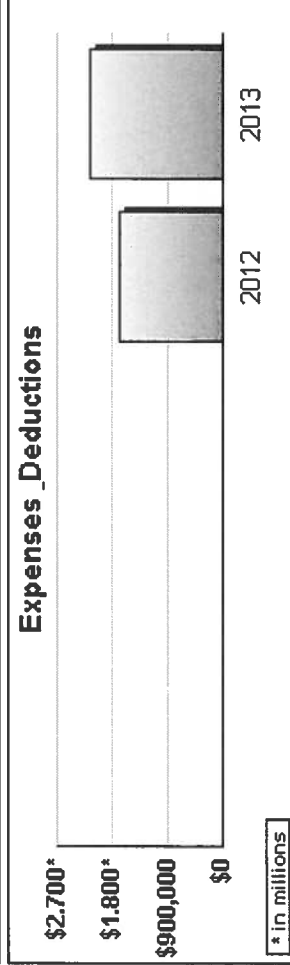

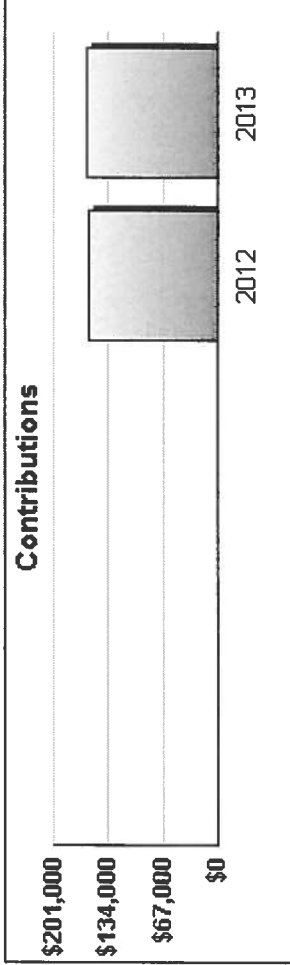
Tax Return History

2013

Name **TIDEWATER EMERGENCY MEDICAL SERVICES COUNCIL, INC.**

Employer Identification Number **54-0977032**

	2009	2010	2011	2012	2013	2014
Business activity profit/loss						
Capital gains/losses						
Partner and S Corp gain/loss						
Rental income*						
Debt-financed income*				6,402	2,994	
Controlled organizations income/interest*						
Investment income, specific organizations*						
Exploited exempt activity income*						
Other income						
Total trade or business income.				6,402	2,994	
Compensation of officers, ect.						
Other salaries and wages						
Repairs and maintenance						
Bad debts						
Interest						
Taxes and licenses						
Charitable contributions						
Depreciation and Depletion						
Deferred compensation plans						
Employee benefit programs						

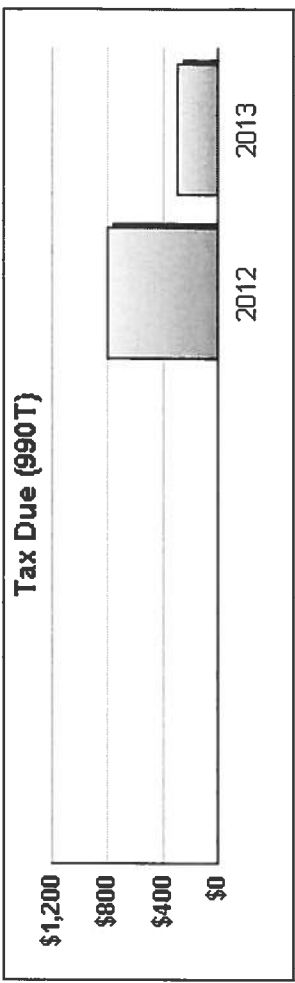
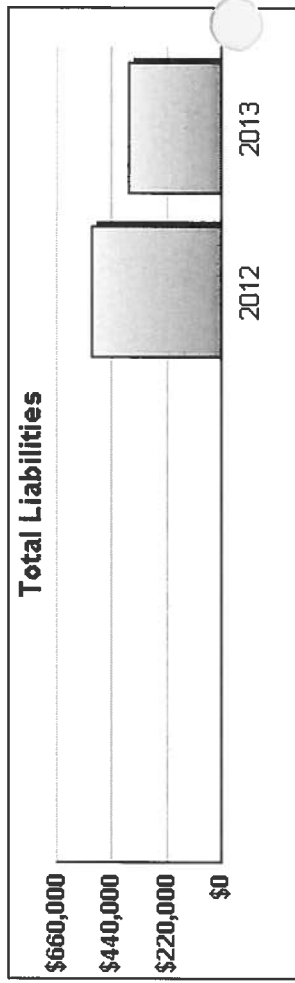

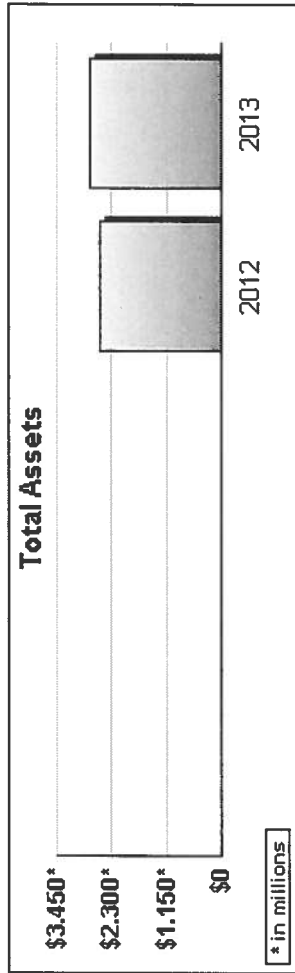


Tax Return History

Form **990T** 2013
 Name **TIDEWATER EMERGENCY MEDICAL SERVICES COUNCIL, INC.** Employer Identification Number **54-0977032**

	2009	2010	2011	2012	2013	2014
Other deductions						
Net operating loss deduction						
Specific deduction				1,000	1,000	
Income after expense and deductions				5,402	1,994	
Income tax (corporate or trust)				810	299	
Other taxes						
Total taxes				810	299	
General business credit						
Other credits						
Net tax after credits				810	299	
Estimated tax payments						
Other payments						
Balance due/Overpayment				810	299	

* Income shown net of expenses



Taxable Interest on Investments

<u>Description</u>	<u>Amount</u>	<u>Unrelated Business Code</u>	<u>Exclusion Code</u>	<u>Postal Code</u>	<u>Acquired after 6/30/75</u>	<u>US Obs (\$ or %)</u>
INTEREST INCOME MM A/C TEMS	\$ 22		14			
INTEREST INCOME CD TEMS	8,667		14			
INTEREST INCOME CHECKING	72		14			
TOTAL	\$ 8,761					

Taxable Dividends from Securities

<u>Description</u>	<u>Amount</u>	<u>Unrelated Business Code</u>	<u>Exclusion Code</u>	<u>Postal Code</u>	<u>Acquired after 6/30/75</u>	<u>US Obs (\$ or %)</u>
DIVIDEND INCOME-TEMS	\$ 11,137		14			
TOTAL	\$ 11,137					

Federal Statements

Form 990, Part IX, Line 24e - All Other Expenses

Description	Total Expenses	Program Service	Management & General	Fund Raising
MANAGEMENT FEE	\$ 78,113	\$ 78,113		
EDUCATIONAL SUPPLIES	64,579	64,579		
VOL AWARDS & MEDIA	44,996	44,996		
PRINTING	35,532	35,532		
UASI	34,926	34,926		
TELECOMMUNICATIONS	25,108	25,108		
INSTRUCTOR FEES	22,352	22,352		
OFFICE SUPPLIES	19,283	18,212	1,071	
BOARD DEVELOPMENT	17,566	16,772	794	
EMPLOYEE DEVELOPMENT	15,669	15,669		
TEST SITE EVALUATOR FEES	12,558	12,558		
TEST SITE EXPENSE	7,451	7,451		
REPAIRS & MAINT	5,861	5,861		
POSTAGE	5,362	5,362		
CLEANING SERVICES	5,056	5,056		
EDUCATIONAL GRANTS	3,421	3,421		
BANK SERVICE CHARGE	2,554	22	2,532	
CONTRIBUTIONS	2,546	2,546		
GROUPS KEEPING	938	938		
CONSULTING	480		480	
MISCELLANEOUS	300	300		
MISCELLANEOUS	174	174		
TOTAL	\$ 404,825	\$ 399,948	\$ 4,877	\$ 0

Federal Statements

Schedule A, Part II, Line 9(e)

Description	Amount
MANAGEMENT INCOME -TEMS	\$ 78,113
PROTOCOL MANUALS	
TEXT BOOK	2,489
MISCELLANEOUS SALES	75
OFFICE SPACE	2,994
LESS: DEDUCTIONS	-1,000
TOTAL	<u>\$ 82,671</u>

Schedule A, Part II, Line 12

Description	Amount
CONTRACT VA DEPT OF HEALTH	\$ 356,435
ALS TRAINING FUND	9,919
EDUCATIONAL COURSES	143,545
TEST SITE FEES	47,195
CONTRACT MMRS	947,479
CONTRACT EVMS	229,508
CONTRACT VHHA	467,056
TOTAL	<u>\$ 2,201,137</u>